

pulse

EN

LED + WIRELESS SPEAKER

Quickstart Guide

1



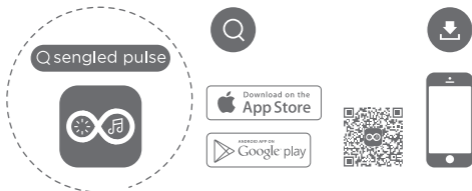
- Install Master Bulb first and then Satellite Bulb

2



- Pair Master Bulb with your mobile device

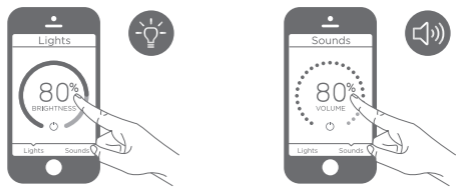
3



Download

- Download Sengled Pulse App

4



- Pulse App control lights and sounds

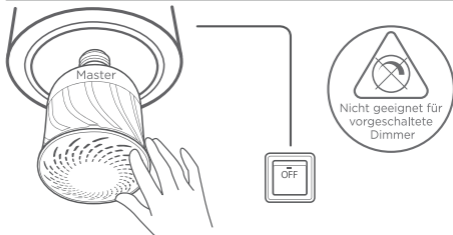
pulse

DE

LED-Licht + kabelloser Lautsprecher

Schnellstartanleitung

1



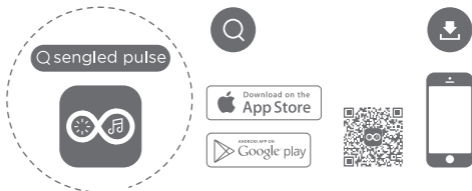
- Installieren Sie zunächst die Masterlampe und anschließend die Satellitenlampe

2



- Koppeln Sie die Masterlampe per Bluetooth mit Ihrem Mobilgerät

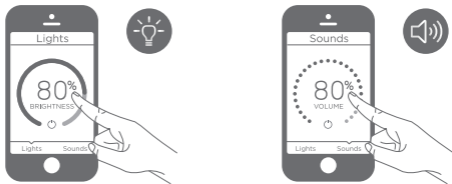
3



Herunterladen

- Laden Sie die Sengled Pulse App auf Ihr Mobilgerät herunter

4



- Nutzen Sie die Pulse-App, um das Licht und den Klang zu steuern

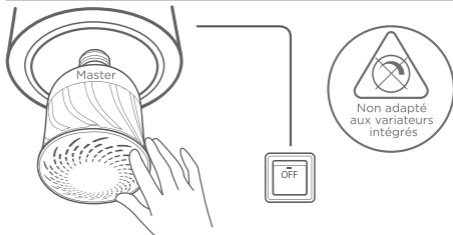
pulse

FR

DEL + HAUT-PARLEUR SANS FIL

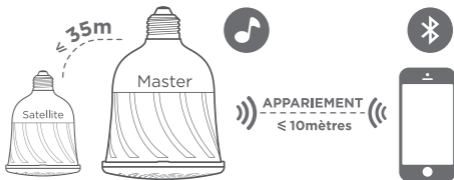
Guide de démarrage rapide

1



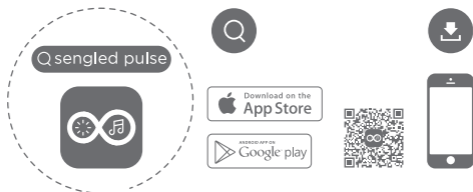
- Installez d'abord l'ampoule Master, puis l'ampoule Satellite

2



- Appariez l'ampoule Master à votre périphérique mobile

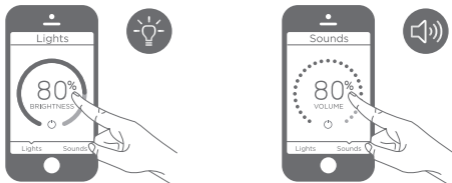
3



Télécharger

- Téléchargez l'application Sengled Pulse

4



- L'application Pulse permet de commander l'éclairage et le son

pulse

NL

LED + DRAADLOZE LUIDSPREKER

Snelstartgids

1



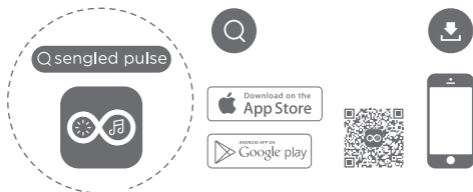
- Installeer de Master-lamp en zet deze aan

2



- Verbind de Master-lamp met uw mobiele toestel

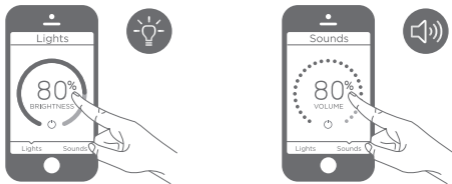
3



Downloaden

- Download de Sengled Pulse-app

4



- Gebruik de Pulse-app om het licht en geluid te bedienen

pulse

IT

LED + ALTOPARLANTE WIRELESS

Guida rapida

1



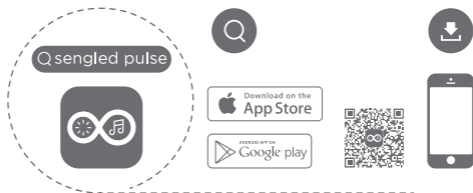
- Installare la lampadina Master, quindi quella Satellite

2



- Accoppiare la lampadina Master con il proprio dispositivo mobile

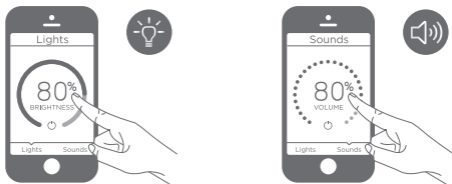
3



Scarica

- Scaricare l'App Sengled Pulse

4



- Utilizzare l'App Pulse per controllare luci e suoni

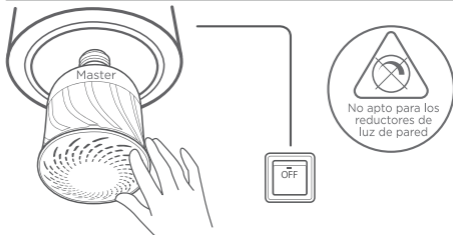
pulse

ES

ALTAVOZ CON LUZ LED E INALÁMBRICO

Guía rápida

1



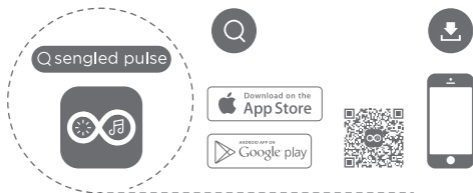
- Primero instalar la bombilla Master y luego la bombilla satélite

2



- Sincronizar la bombilla Master con su dispositivo móvil

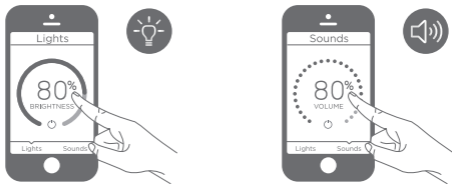
3



Descargar

- Descargar la aplicación (App) Pulse de Sengled

4



- Aplicación (App) Pulse para controlar las luces y los sonidos

pulse

RU

СВЕТОДИОД + БЕСПРОВОДНОЙ ДИНАМИК

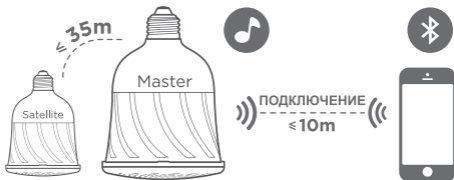
Инструкция для быстрого запуска

1



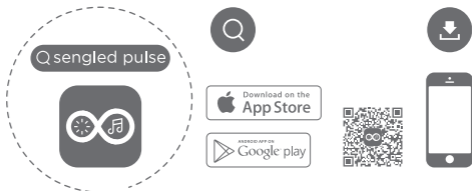
- Сначала выполните установку колбы лампы Master и затем включите ее

2



- Соедините колбу лампы Master с вашим устройством мобильной связи

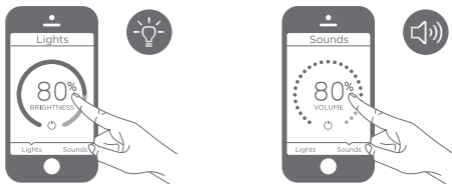
3



Загрузить

- Загрузите приложение компании Sengled Pulse

4



- Используйте приложение Pulse для регулировки света и звука